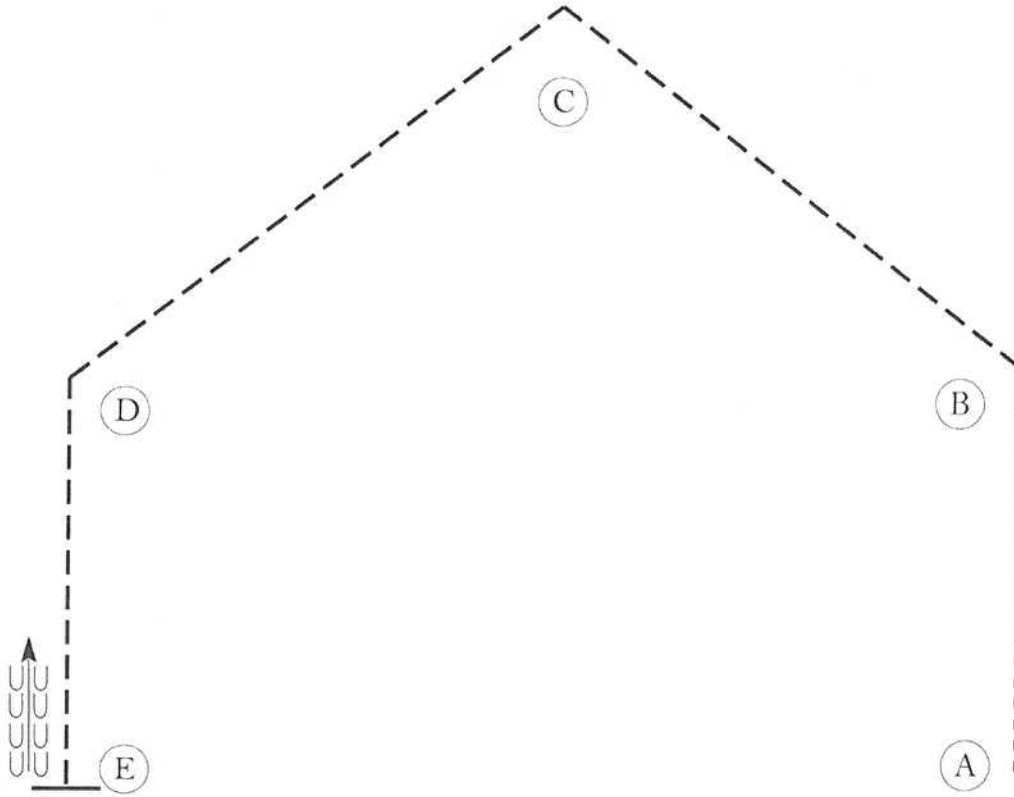


Friday classes Equitation (All Walk/Trot)

Show Date:



Be ready at A.

1. Walk to B.
2. Trot on the left diagonal to C.
3. Change diagonals and trot on the right diagonal to D.
4. Sitting trot to E.
5. Halt at E and back approximately one horse length.

When dismissed, follow the instructions of your ring steward.

Walk	-----
Trot	- - - - -
Extended Trot	_____
Canter	=====
Leg Yield	
Lead Change	↙ ↘
Back	← ← ← ← ←
Marker	(B)
Sidepass	← →
Hand Gallop	-----

[HSE/WT-37]

Pattern Provided by:

Chela McCarty

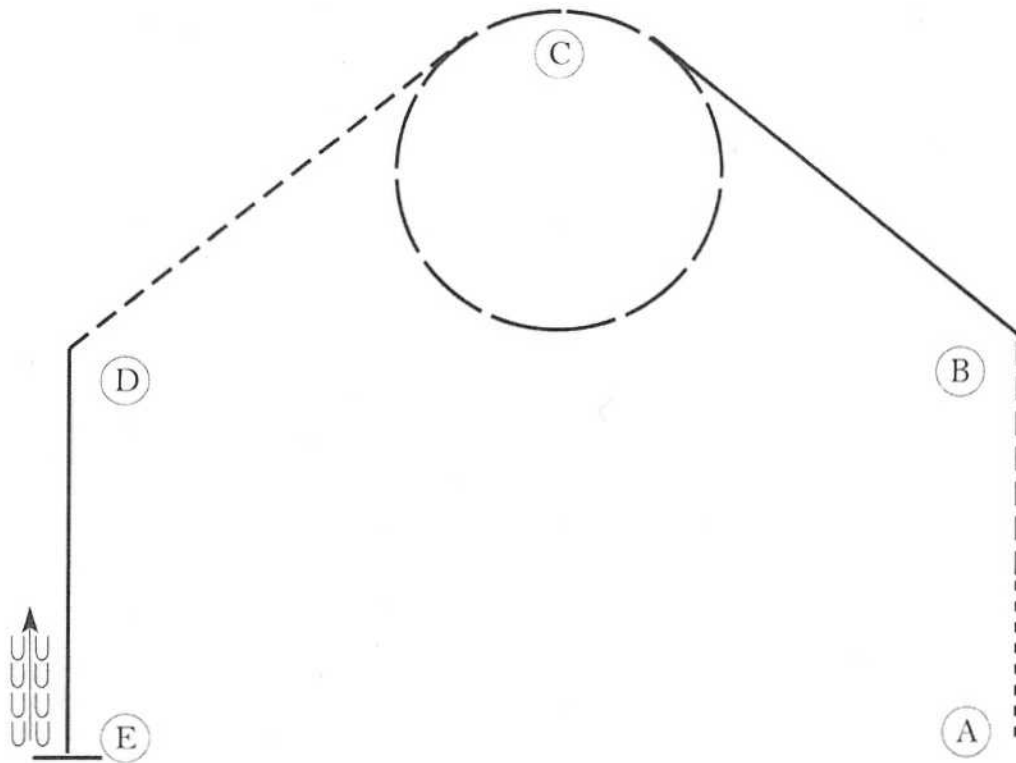
Friday Classes

Equitation (Youth, Amateur, Select)

Show Date:

www.horsethrowpatterns.com

www.horsethrowpatterns.com



Be ready at A.

1. Walk approximately 2 horse lengths from A.
2. Trot on the right diagonal to B.
3. Canter on the left lead to C.
4. Hand gallop a circle around C.
5. Trot on the left diagonal to D.
6. Canter on the right lead to E.
7. Halt at E and back approximately one horse length.

When dismissed, follow the instructions of your ring steward.

Walk	-----
Trot	-----
Extended Trot	-----
Canter	-----
Leg Yield	
Lead Change	↘
Back	←←←
Marker	(B)
Sidepass	← ←
Hand Gallop	-----

[HSE/3-37]

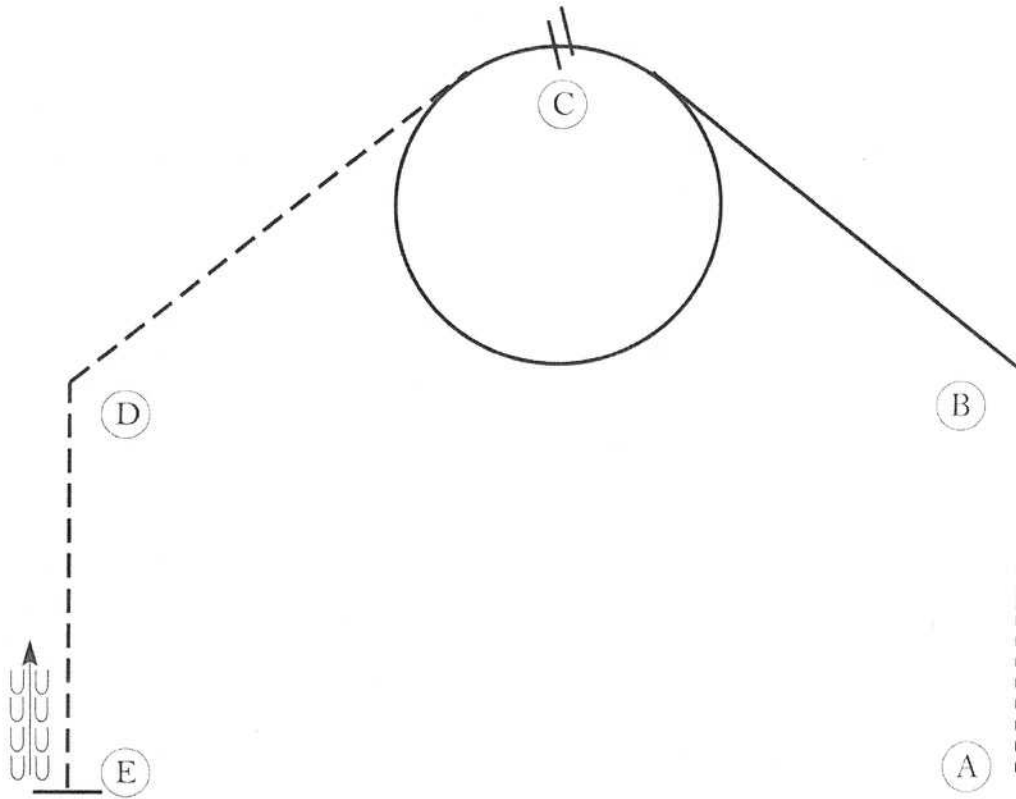
Pattern Provided by:

Chloe McCarty

Friday classes

Equitation (All Level 1)

Show Date:



Be ready at A.

1. Walk approximately 2 horse lengths from A.
2. Trot on the right diagonal to B.
3. Canter on the right lead to C.
4. Perform a simple lead change at C.
5. Canter a circle on the left lead around C.
6. Sitting trot to D.
7. Trot on the left diagonal to E.
8. Halt at E and back approximately one horse length.

When dismissed, follow the instructions of your ring steward.

Walk	-----
Trot	- - - - -
Extended Trot	=====
Canter	—————
Leg Yield	
Lead Change	↙ ↘
Back	←←←←←
Marker	(B)
Sidepass	←-----→
Hand Gallop	—————

[HSE/2-37]

Pattern Provided by:

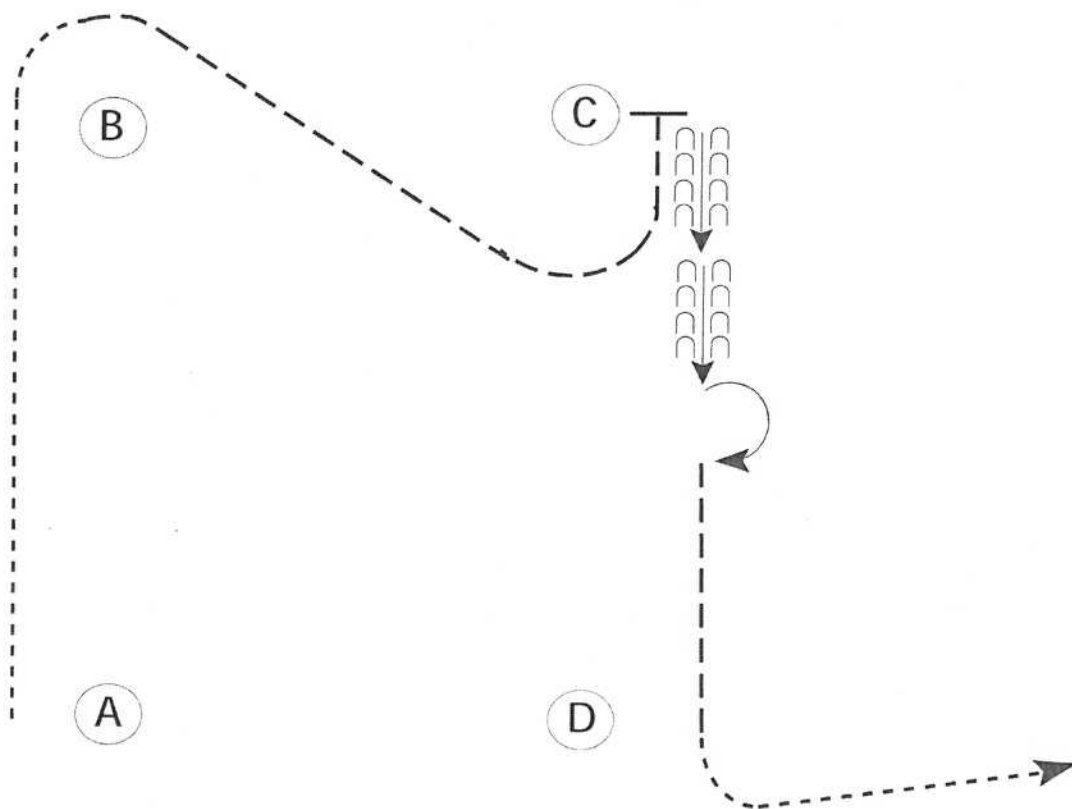
Chela McCarty

www.HorseShowPatterns.com

www.HorseShowPatterns.com

Friday classes Horsemanship (All Walk/Jog)

Show Date:



Be ready at A.

1. Walk to B.
2. At the top of B, begin to jog.
3. Jog to C.
4. Stop and back approximately one horse length.
5. Turn 180 degrees to the right.
6. Jog to D.
7. Walk at D and turn to the left.

Follow the instructions of your ring steward.

Walk	-----
Jog	- - - - -
Extended Jog	-----
Lope	—————
Leg Yield	
Lead Change	↘
Back	← ←
Marker	⊙ B
Sidepass	←-----→

[WH/WT-52]

Pattern Provided by:

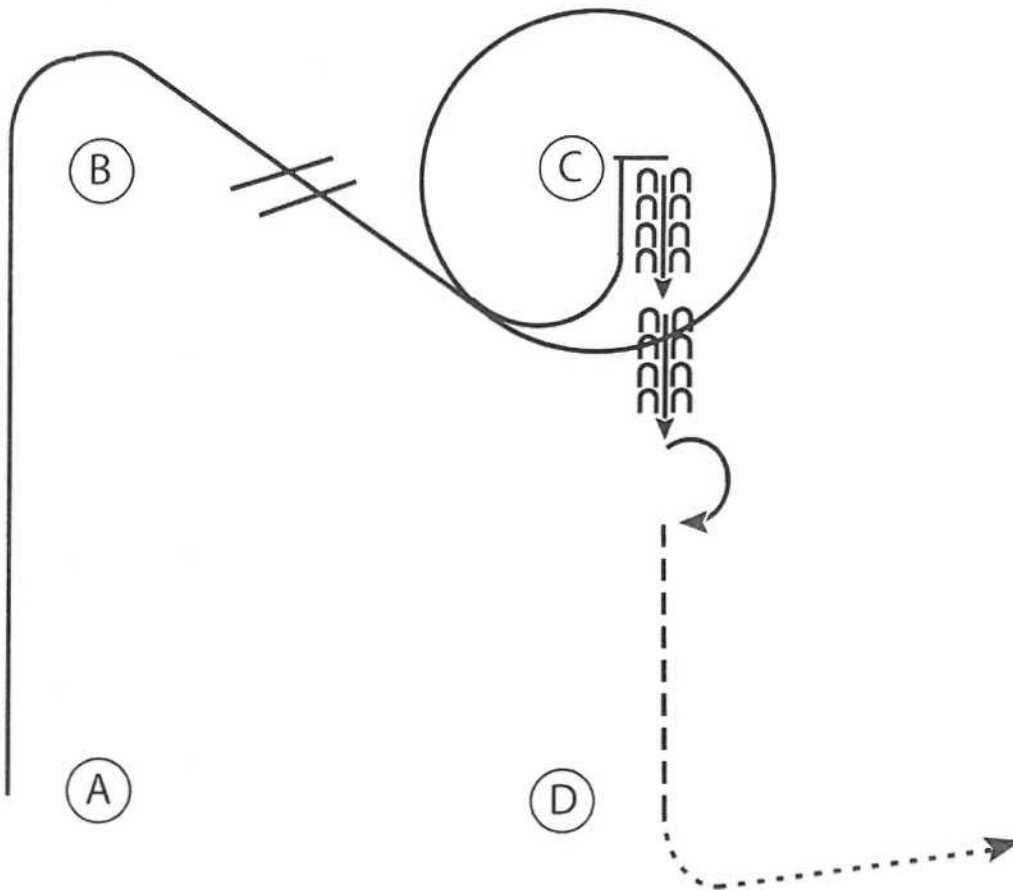
Chela McCarty

Friday classes Horsemanship (Youth, Amateur, Select)

Show Date:

www.HorseShowPatterns.com

www.HorseShowPatterns.com



1. Start at A. Right lead lope around B.
2. Perform a simple or flying lead change to the left lead lope.
3. Lope a circle around C.
4. Stop when even with C.
5. Back five steps.
6. Perform a 180 degree turn to the right on the hindquarters.
7. Jog to D.
8. At D walk. Walk to the line-up.

Walk
Jog	-----
Extended Jog	-----
Lope	—————
Leg Yield	
Lead Change	
Back	
Marker	(B)
Sidepass	

[WH/2-52]

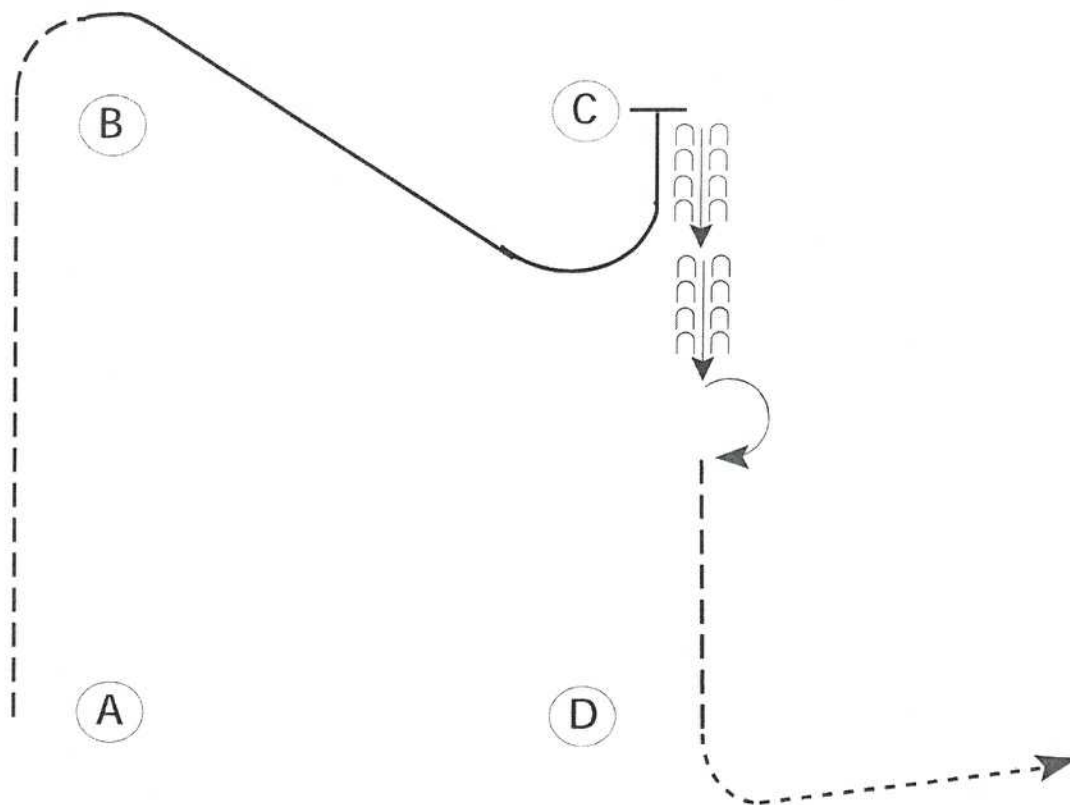
Pattern Provided by:

Chela McCarty

Friday Classes

Horsemanship (All Level 1)

Show Date:



Be ready at A.

1. Jog to B.
2. At the top of B, pick up the left lead.
3. Lope on the left lead to C.
4. Back approximately one horse length.
5. Turn 180 degrees to the right.
6. Jog to D.
7. Walk at D and turn to the left.

Follow the instructions of your ring steward.

Walk	-----
Jog	- - - - -
Extended Jog	-----
Lope	—————
Leg Yield	
Lead Change	↗ ↘
Back	← C C C C
Marker	Ⓚ
Sidepass	← - - - - - →

[WH/1-52]

Pattern Provided by:

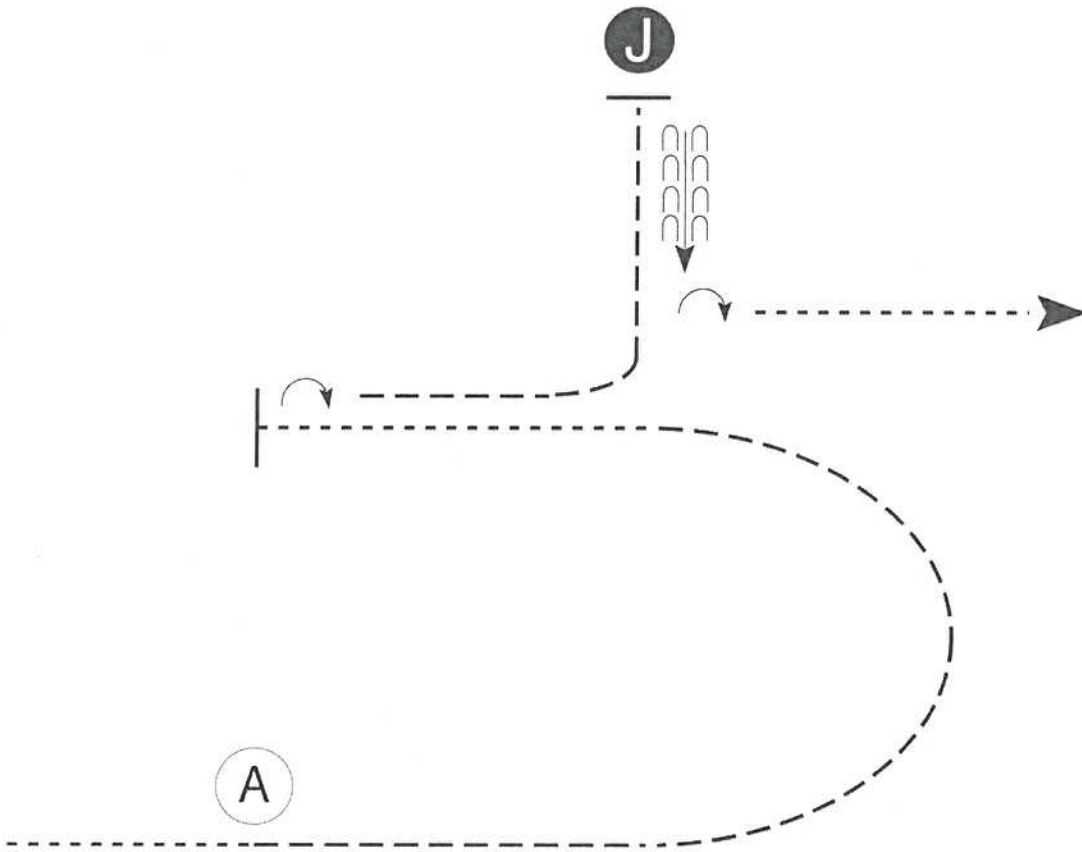
Chela McCarty

Saturday classes - under 4 judges
Showmanship (Amateur, Select, Youth)

Show Date:

W W W . H O R S E S H O W P A T T E R N S . C O M

W W W . H O R S E S H O W P A T T E R N S . C O M



Be ready before A.

1. Walk to A.
2. Trot in a half circle until even with Judge.
3. Walk in a straight line until even with A.
4. Stop and perform a 1/2 turn.
5. Trot an arc to judge.
6. Stop and set up for inspection.
7. When dismissed, back approximately one horse length.
8. Perform a 1/4 turn and walk straight away.

- Walk -----
- Trot -----
- Back ←-----
- Marker (B)
- Judge (J)

Follow the instructions of your ring steward.

[S/2-83]

Pattern Provided by:

Chloe McCool

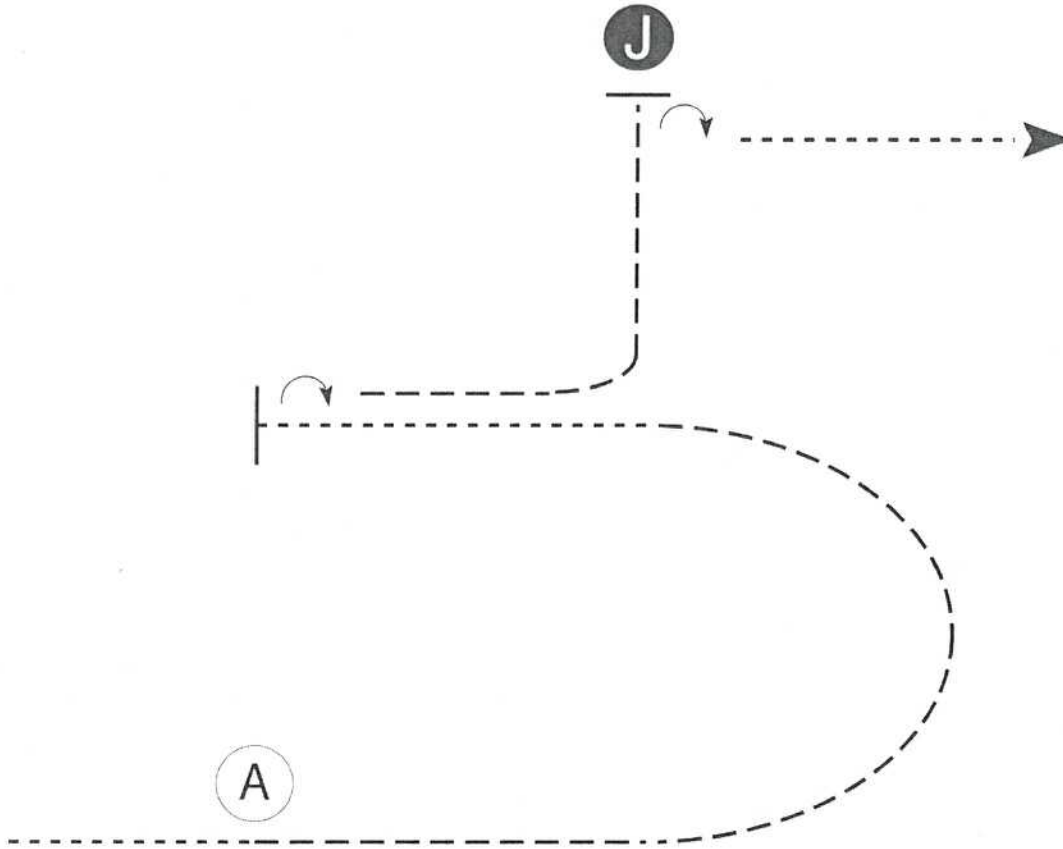
Saturday classes - under 4 judges

Showmanship (Level 1 & Small Fry)

Show Date:

W W W . H O R S E S H O W P A T T E R N S . C O M

W W W . H O R S E S H O W P A T T E R N S . C O M



Be ready before A.

1. Walk to A.
2. Trot in a half circle until even with Judge.
3. Walk in a straight line until even with A.
4. Stop and perform a 1/2 turn.
5. Trot an arc to judge.
6. Stop and set up for inspection.
7. When dismissed, perform a 1/4 turn and walk straight away.

Walk	-----
Trot	- - - - -
Back	←
Marker	ⓑ
Judge	ⓐ

Follow the instructions of your ring steward.

[S/1-83]

Pattern Provided by:

Chela McCarty